

**VISITWallonia.be**

# Amid the Hesbaye and Meuse Regions

**Mosan-Renaissance Style castles**

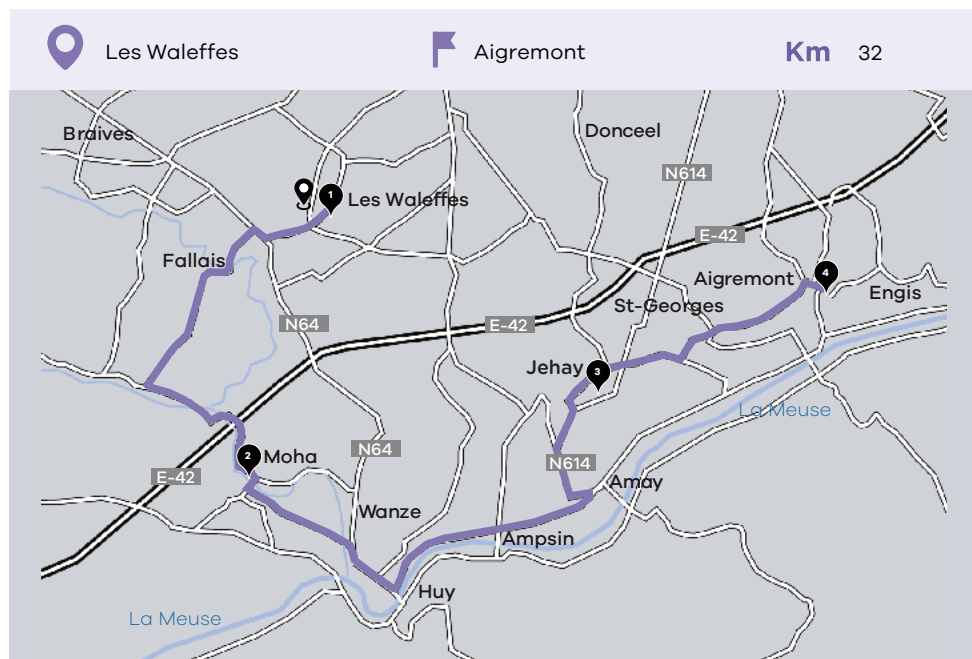
Driving, walking and cycling routes





## Amid the Hesbaye and Meuse Regions Mosan-Renaissance Style Castles

This route starts at the crossroads of the Meuse Valley and the Hesbignon Plateau, a land steeped in history and punctuated with majestic castles. The first fortified castles to give way to the residential palaces of the 16th and 18th centuries. As the feudal wars have ceased, the defensive aspect of the castles was abandoned in favour of large windows, ornamental gardens... This itinerary allows you to discover some of these, many of which are in a typically classical style.



## Hesbaye's Farms and Villages

In Hesbaye, the organisation of the villages is characterised by very dense housing, dominated by large farms. In the countryside, quadrilateral farms are surely the most common type of building. Many are of medieval origin. They were either operated by religious orders or the properties of noble families. Villages, characterised by their beautiful architectural homogeneity, are most definitely worth a visit (Faimes, Limont, etc.).

1

### Château de Waleffe (Castle)

Located in the province of Liège and listed as an exceptional heritage of Wallonia, the *Château de Waleffe* was built in the purest classical style. The interior decoration and furniture, also listed, were inspired by the style of the 17th century. This residential palace follows a u-shaped plan enclosing the main courtyard. The side wings house the outbuildings. The interior decoration was inspired by the designs of the French ornamentalist Daniel Marot: trompe l'oeil paintings with exotic and chimeric animals, Chinese rice paper panels and marbled decorations... The castle's current park has replaced the 18th-century French formal gardens. But a two-hundred-year-old bower and an avenue of lime trees are the last traces of the old park.

Only for groups and by reservation.

Rue de Borlez, 45  
4317 Les Waleffes  
+32 (0) 19 56 60 34  
[www.waleffe.com](http://www.waleffe.com)



© WBT - P. Pataquay



© WBT - P. Pataquay

### Château-fort de Fallais

This beautiful classical fortified castle was built on the ruins of a 12th-century keep that served as a stronghold for the population in the face of raids by pillagers coming from the road of Trèves. It is located in a peaceful English landscape park and is notable for its old trees and its pond.



### **Abbaye de la Paix-Dieu in Amay (Abbey)**

The *Abbaye de la Paix-Dieu* is an old Cistercian abbey for a female order founded in the 13th century. A long renovation work began in 1997, breathing new life into the abbey. Today, within these walls of red bricks and limestones, it houses the *Centre de Perfectionnement aux Métiers du Patrimoine* (Heritage Skills Centre), ensuring the sustainability and know-how of artistic crafts.



2

### **Château-fort de Moha**

Located on the uplands, at the confluence of the River Mehaigne and Fosseroule stream, the ruins from the 12th to the 14th century show the ramparts, bastions and towers of this imposing fortress of the time. The stronghold served as a prison, then a barracks before being abandoned and serving as a stone quarry for the surrounding villages. This has been a listed site since 1981. A "Rolling Stone" games booklet is offered to families who visit it.

Open from Easter to All Saints' Day, daily from 9 a.m. to 4 p.m. except the weekend. In June, July and August, also open on Sundays from 10 a.m. to 4 p.m.

Rue du Madot, 98  
4520 Moha  
+32 (0) 85 25 16 13  
[chateaumoha.be](http://chateaumoha.be)

### **Tour Romane d'Amay (Tower)**

This stately keep is a rare example of 13th-century military architecture. An imposing quadrilateral, it measures 15-metres high. It houses a cafeteria and two rooms that host temporary exhibitions.



### **Collégiale d'Amay**

The nave and narthex of this collegiate church date back to 1089! Superbly restored in 2001, it houses a magnificent shrine, a masterpiece of Mosan silverware, and a Merovingian stone sarcophagus. Note the pretty Mosan-Renaissance style houses in the surrounding area.

### Château de Jehay

Surrounded by moats, the castle is a rare example of the Mosan Renaissance style. Built-in the 16th and 17th centuries on earlier buildings, it follows an L-shaped plan, punctuated by two round towers crowned with different slated spires. It is recognisable thanks to the famous checkerboard patterns that enhance the walls. Its special and refined atmosphere alone is worth a visit. The castle's eclectic collections and the interior décor are really ones of its main attractions: furniture, silverware, paintings, tapestries, ceramics or books. The collections are visible in the out-buildings. A bridge leads to the "Italian"-style gardens, where you'll find remarkable trees, paths of pleached lime trees, water features and bronze sculptures. Enclosed with a brick wall and stretching over one hectare, the former 19th-century vegetable garden inspires poetry and romance!

Open from the end of March until the end of October. Tuesday to Friday from 2 p.m. to 6 p.m. (also open Mondays in July and August); Saturdays, Sundays and public holidays from 11 a.m. to 6 p.m.

Rue du Parc 1

4540 Amay

+32 (0) 4 279 44 00

[www.provincedeliege.be/chateaujehay](http://www.provincedeliege.be/chateaujehay)



### Château d'Aigremont

Built by Canon Mathias Clercx in the 18th century, this residential palace is perched on a rock overlooking the River Meuse. It combines the influence of the Louis XIV style, classical, and the Mosan tradition. Classicism and harmony were indeed de rigueur in France in the 17th and 18th centuries, and the Province of Liège followed this trend. The opulent interior contrasts with the more severe exterior architecture. It is decorated with fine woodwork and large mural paintings. The formal French gardens are perfect for an elegant stroll.


Only for groups and by reservation, from April to October.

Rue du Château d'Aigremont

4400 Flémalle

+32 (0) 4 233 67 87

<http://tourisme.flemalle.be>



# On foot



© WBT - P. Poliquay

## Around Château de Fallais

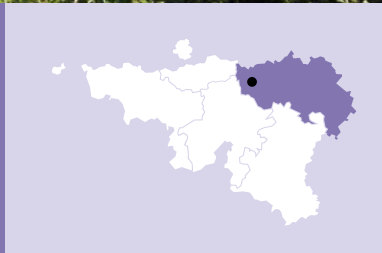
Shortly after the last houses of the hamlet, you set off on a scenic walk (called *promenade de la Rainette des Marais*) that starts at the **Réserve Naturelle des Marais de Hosdent** (Nature Reserve).

All the best of nature permeates the countryside of Fallais. This village still lives to the rhythm of the waterwheel of its mill and is right in the very heart of the **Parc Naturel des Vallées de la Burdinale and Mehaigne (Nature Park)**. It's a place which brilliantly combines local economic activities with a natural heritage and one of the very best examples of green tourism.

The walk then takes the **RAVeL** (walking and cycling trails) which winds out its pretty paths between Hannut and Huccorgne.

It then runs along the sinuous River Mehaigne before reaching Hosdent mill. Redesigned as the "*Village du Saule*", it offers accommodation and nature-based activities.

The path to the village is a beautiful apotheosis for this walk.



© WBT - P. Poliquay

### Starting Point

Parking Al Molino d'Oro,  
Rue du Moulin, 50 in Latinne.

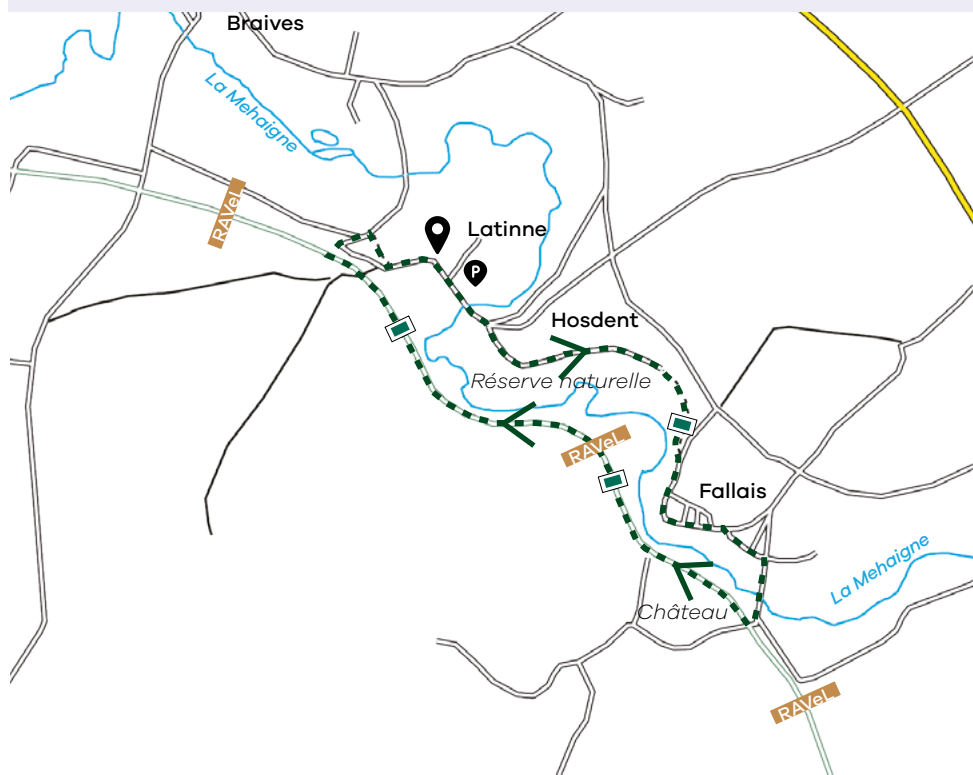
### Car Park

Al Molino d'Oro in Latinne.



**Km****6****2H****MARKINGS**

Green rectangle BR04

**DIFFICULTY**

View and download the routes on [visitwallonia.be](https://visitwallonia.be)

### Tip

After the walk, there are snacks available in the *Village du Saule*.

### Difficulty

This hike is without any particular difficulty. The return is via the RAVeL (line 147).

### Gradient gain


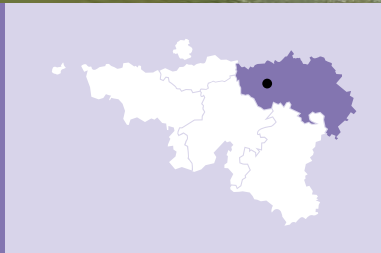


# By bike



## Around *Château de Jehay*

From the beginning of this ride, a country road leads you to Stockay, a typical village in the Hesbaye. It announces the descent down to Amay where you can see the meanderings of the River Meuse. Shortly after you reach the *Abbaye de Flône*, you go along the river on the right bank, cycling on the RAVeL, towards Ampsin. The route then climbs and joins the Hesbignon Plateau. Shortly after following the N684, you head to the 13th-century *Abbaye de la Paix-Dieu*. As Jehay approaches, the landscape opens and clears towards the fields. From Bodegnée, you make your way back to the magnificent chequered castle, surrounded by its moats.



### Starting Point

From the *Château de Jehay* car park, head to the exit, towards the N 614.

### Car Park

At the *Château de Jehay*.



Km

30

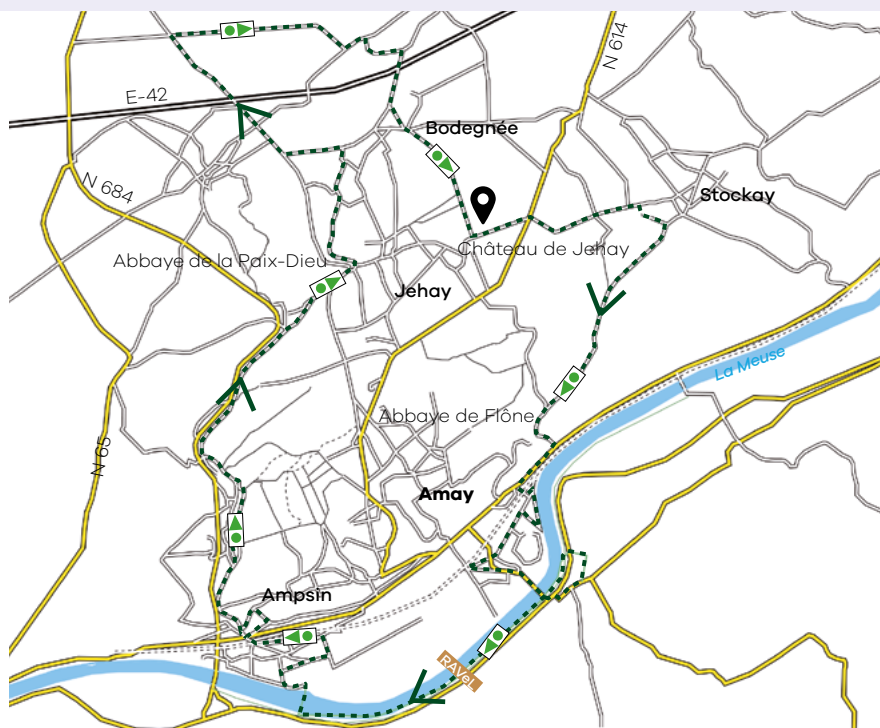


2H30



HYBRID BIKE

DIFFICULTY



View and download the routes on [visitwallonia.be](https://www.visitwallonia.be)

### Type of Route

Country roads

### Tip

Be sure to visit the castle.

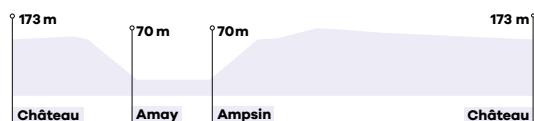
### Markings

Triangle and green circle


### Difficulty

Towards the hesbignon plateau, the route includes a steep hill in the valley at Ampsin.

### Gradient gain



**Follow us**

 **whybelgium**

 **BelgianTouristOfficeWallonia**



## **VISITWallonia.be**

### **The Ultimate Belgian Getaway**

**This brochure is published by Wallonia Belgium Tourism (WBT) Company Number: 0888.366.085.**

Rue du Marché aux Herbes, 25-27 – 1000 Brussels (Head Office) / Avenue Comte de Smet de Nayer, 14 – 5000 Namur (Operational Department) Chief Editor: Etienne Claude, WBT Director General. • Coordination and Publishing: A. Robert • Design and Layout: Lielens. • Cover Photo: © David Samyn - © Whitecube • All information, contained in this brochure has been compiled with maximum attention to current facts and details, correct at the time of publishing. This brochure is not contractual and the editor cannot be held responsible. Any errors and involuntary omissions or subsequent modifications are not the responsibility of Wallonia Belgium Tourism.